

CATALOGUES

MONORAIL and AMS
 LINEAR BEARINGS and Recirculating units
 SLIDES
 MINIRAIL
 AUTOMATION
 POSITIONING SYSTEMS



BROCHURES

MINIMODULE
 CONTROLLER NANO-C
 MINERAL CASTING RHENOCAST
 MONORAIL AMS MEASURING SYSTEMS
 SPECIAL COMPONENTS
 IMAGE BROCHURE



SCHNEEBERGER COMPANIES

SWITZERLAND

W. Schneeberger AG
 St. Urbanstrasse 12
 4914 Roggwil/BE
 Phone +41 62 918 41 11
 Fax +41 62 918 41 00
 E-Mail: info-ch@schneeberger.com
www.schneeberger.com

GERMANY

Schneeberger GmbH
 Gräfenau, Postfach 70
 75339 Höfen/Enz
 Phone +49 7081 782 0
 Fax +49 7081 782 124
 E-Mail: info-d@schneeberger.com

ITALY

Schneeberger S.p.A.
 Via S. Gottardo, 10
 21021 Angera VA
 Phone +39 0331 93 2010
 Fax +39 0331 93 1655
 E-Mail: info-i@schneeberger.com

USA

Schneeberger Inc.
 11 DeAngelo Drive
 Bedford, MA 01730
 Phone +1 781 271 0140
 Fax +1 781 275 4749
 E-Mail: info-usa@schneeberger.com

CHINA

Schneeberger (Shanghai) Co., Ltd.
 Denghui Lu 1128, Minhand District
 Shanghai 201108, China
 Phone +86 21 6209 0037 / 27
 Fax +86 21 6209 0102
 E-Mail: info-cn@schneeberger.com

JAPAN

Nippon Schneeberger KK
 3-23-12 Shimouma, Setagaya-ku
 Tokyo 154-0002
 Phone +81 3 5779 7339
 Fax +81 3 3487 6010
 E-Mail: info-j@schneeberger.com

SALES DEPARTMENT

AUSTRIA

Phone +43 2 2387 2945
 Fax +43 2 2387 2983
 Mobile +43 67 6935 1035
 E-Mail: info-a@schneeberger.com

BELGIUM, THE NETHERLANDS AND LUXEMBOURG

Phone +31 4 3365 4532
 Fax +31 4 3365 3579
 Mobile +31 6 5326 3929
 E-Mail: info-nl@schneeberger.com

NORTH FRANCE

Phone +32 6833 7773
 Fax +32 6833 3863
 Mobile +32 4 7978 1870
 E-Mail: info-f@schneeberger.com

SOUTH FRANCE

Phone +33 4 7239 5223
 Fax +33 4 7239 5224
 Mobile +33 6 0941 6269
 E-Mail: info-f@schneeberger.com

GREAT BRITAIN

Phone +44 16 2582 7708
 Fax +44 16 2582 7780
 Mobile +44 77 8814 5645
 E-Mail: info-uk@schneeberger.com

ISRAEL

Phone +972 9767 9499
 Fax +972 9767 3397
 Mobile +972 5 0551 7920
 E-Mail: info-il@schneeberger.com

KOREA

Phone +82 2442 0971
 Fax +82 2442 2971
 Mobile +82 1 6202 0971
 E-Mail: info-k@schneeberger.com

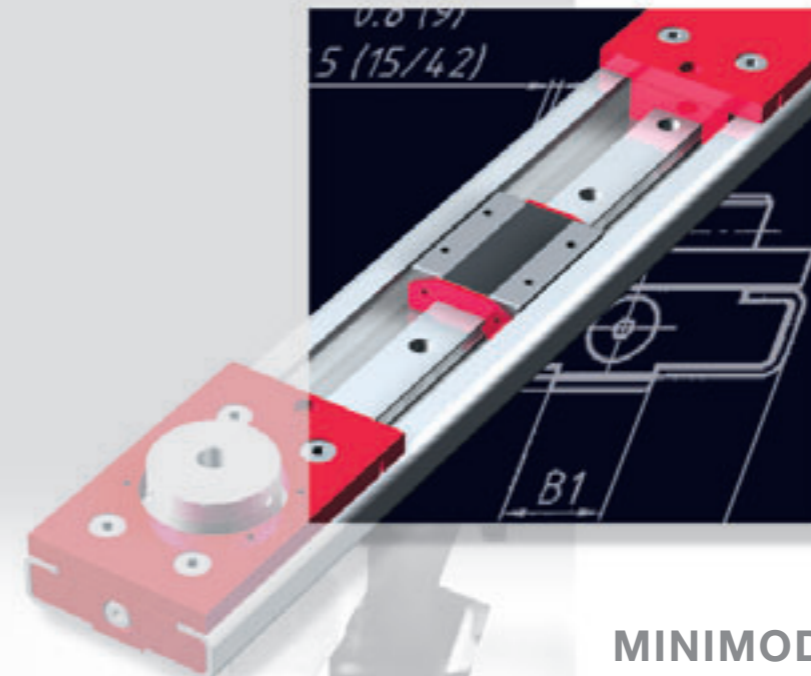
POLAND, SLOVAKIA AND CZECHOSLOVAKIA

Phone +420 5 4725 0333
 Fax +420 5 4725 0444
 Mobile +420 6 0278 4077
 E-Mail: info-cz@schneeberger.com

SPAIN AND PORTUGAL

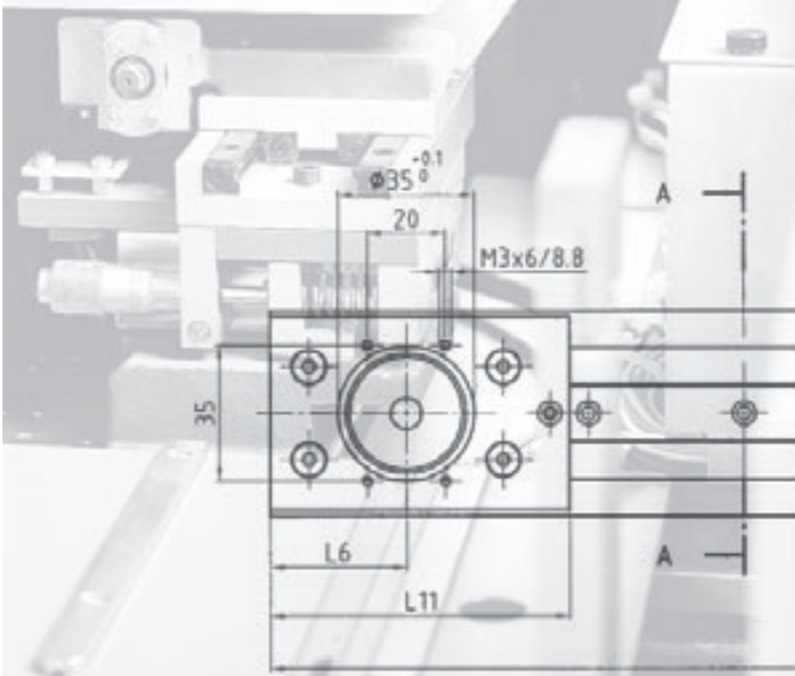
Phone +34 6 4991 9740
 Fax +34 9 4687 0973
 Mobile +34 6 4991 9740
 E-Mail: info-es@schneeberger.com

SCHNEEBERGER
 LINEAR TECHNOLOGY



MINIMODULE
 the highly precise, compact
 positioning solution
 with integrated actuation

20.2132/-02.605/e/3.8/SRO/EG/Printed in Switzerland. Subject to technical changes



All the features of MINIRAIL... but with integrated actuation



Based on SCHNEEBERGER MINIRAIL

Small profile with the **lowest overall height available on the market**

Simple integration.

MINIMODULE is based on our Miniature Guideway - MINIRAIL - and is therefore constructed around the design of the Guideways, additional fixing holes or time consuming adjustments are not necessary for the integration of the actuation.

MINIMODULE: Plug & play precision

With an integrated tooth belt drive, MINIMODULE is a highly precise and compact solution for positioning and motion challenges.

Based on our MINIRAIL Guideways, sizes 9, 15 and 42, the MINIMODULE excels with its unique, compact design of minimal integrated parts.

With MINIMODULE, you receive the same advantages of the SCHNEEBERGER MINIRAIL in the form of a module: high stiffness, corrosion resistant materials as standard and the lowest overall height on the market. MINIMODULE also offers a superior cost-performance ratio.

Advantages at a glance:

- » The proven technology and precision of SCHNEEBERGER MINIRAIL Guideways
- » Reliable tooth belt drive
- » Highly compact design with open construction
- » Small profile with the lowest overall height in the market (10 – 16mm)
- » High stiffness from the MINIRAIL Guideways
- » Corrosion resistant components
- » Minimal assembly cost as an intermediate adapter is not required between the machine structure and the MINIRAIL Guideways; leading to greater accuracy of the overall machine
- » Clean room compatible up to class 10'000
- » Constructed for direct motor assembly

MINIMODULE: Smart motion solutions

MINIMODULE is ideal for applications where installation space is limited and a high precision, modular and economic construction is required.

The advantages of MINIMODULE come into their own in Handling and Automation applications.



Automation solution.

More and more automation solutions require compact precise linear modules that can be installed quickly. Our approach to this is to supply the actuator with a motor mounting flange, enabling you to integrate your own motor / drive system. An additional coupling is normally not necessary due to the damping feature of the tooth belt drive.


The repeatability of the MINIMODULE depends on the drive solution, +/- 0.03mm can be achieved trouble-free. The unit is capable of speeds of up to 5m/s with accelerations of up to 5g.

Ideal for Medical Industry applications.

MINIMODULE is a reasonably priced and highly reliable positioning solution, which can be utilized in diagnostic equipment. Due to the fact that the modules are made of corrosion resistant materials, the MINIMODULE meets the regulations for equipment used for the production of medical instruments. Thanks to the modular construction, it is possible to produce low cost, efficient X-Y-positioning and accurate motion solutions.




MINIMODULE – the basic version – all in



The MINIMODULE's striking features are:


- » open design
- » constructed for direct motor assembly

... even more Added Value



We can provide the appropriate flange for any motor type.

- » Application and customer specific flanges are available.



MINIMODULE with extra carriages – the most well-rounded motion solution.


- » MINIMODULE can also be provided with additional carriages. (Basic version has one carriage connected directly to the tooth belt). Motion of carriages in opposite directions (e.g. for a clamping mechanism), can be achieved by fixing the two carriages to opposite sides of the tooth belt. The connection to a parallel MINIRAIL guide provides yet another variation possibility.

MINIMODULE-Options - Added value

Thanks to various options, MINIMODULE can be adapted to meet your requirements. We would be pleased to discuss specific solutions with you.

Built in end switches simplify the integration.

- » Inductive end switches are integrated into the end plates to prevent excessive travel.
- » The switch sensor is fixed to the tooth belt making easy adjustment of the limit position possible.



Flexibility in mounting of the drive motor.

- » The drive motor can also be assembled on the under side if requested. Depending on the function, this can make the integration of the system much simpler.



An optimized cover strip for protection of the guide system.

- » A polyester cover strip provides excellent protection of the MINIRAIL guide against contamination.

The use of the cover strip reduces the stroke by 9 – 18mm and the mounting surface of the carriage is raised by 10 – 12mm.

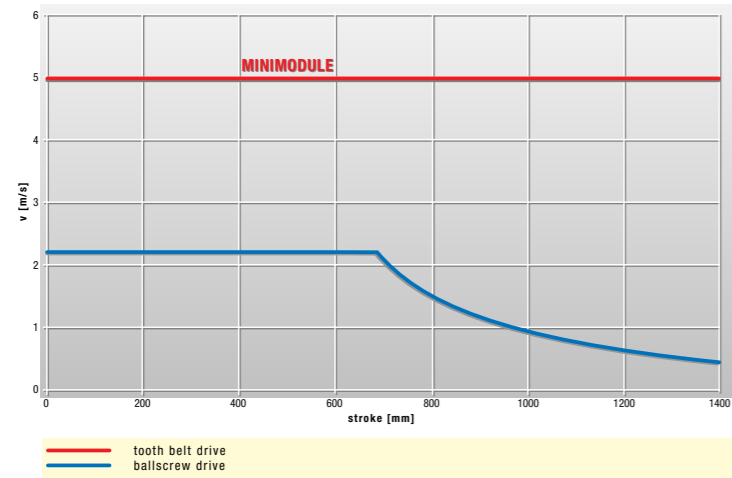
Applications and specific solutions



We strive to fulfil your requirements.

- » The compact design of the MINIMODULE coupled with SCHNEEBERGER's comprehensive engineering know how, puts us in a strong position to realize specific solutions to the most demanding applications.

Constant speed - even for long strokes

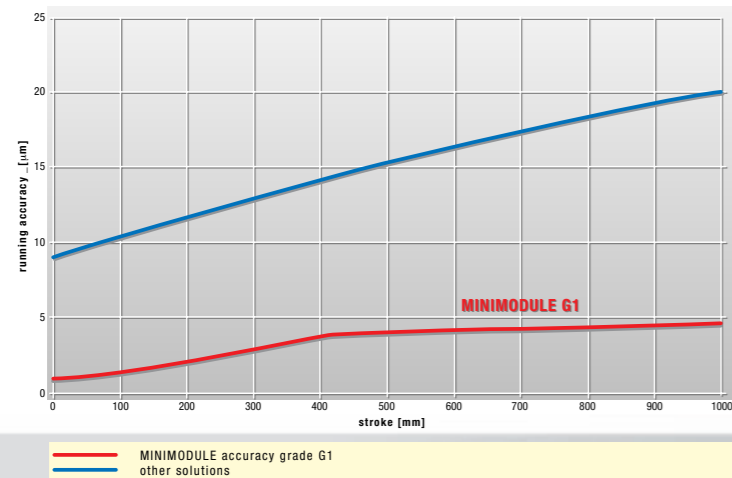


«No limits» for long strokes.

The critical speed of a ball screw drive restricts the speed of a linear axis. The values lie around 2.5x lower than those of a tooth belt drive.

With the SCHNEEBERGER technique, the speeds up to 5m/s can be realised over the whole stroke range.

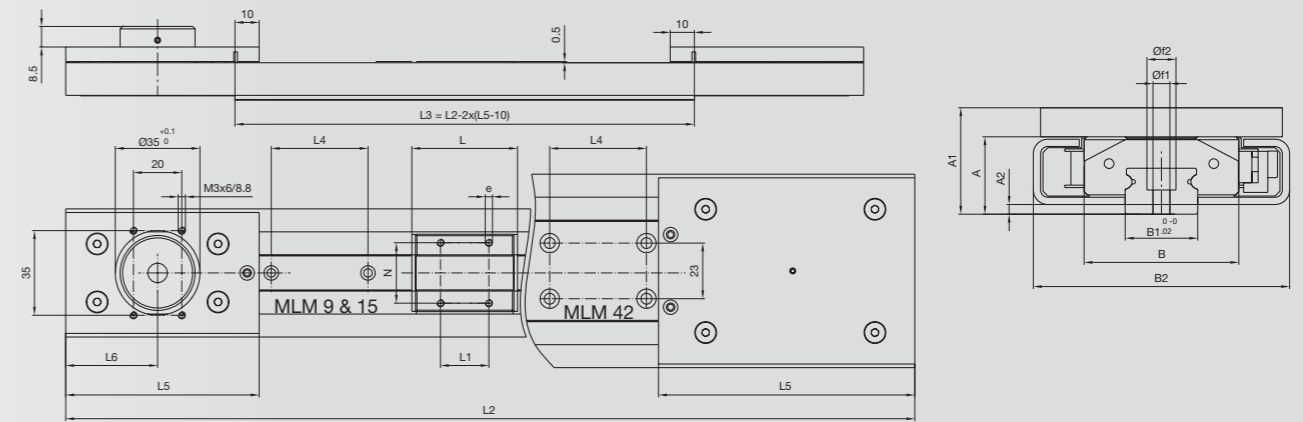
Much more accurate than conventional solutions



THE SCHNEEBERGER standard.

Because the MINIMODULE is based on the high precision MINIRAIL, exceptional running tolerances better than 5µm per 1m are achieved.

Dimensions and technical Data



| Type | Height | | Width | | | Lengths | | | | | | Stroke | | | Others | | | | | | |
|------|--------|----|-------|----|----|---------|----|----|---------|----------------|------------|--------|-----|------|---------|-------|-----------|----|----|-----|----|
| | A | A1 | A2 | B | B1 | B2 | L | L1 | L2 | L2 | L2 | L4 | L5 | L6 | H | H | X | N | e | f1 | f2 |
| | mm | mm | mm | mm | mm | mm | | | from mm | in steps of mm | to max. mm | mm | mm | mm | from mm | to mm | H=L2-X mm | mm | mm | mm | mm |
| 9 | 10 | 16 | 0.8 | 20 | 9 | 42 | 32 | 10 | 275 | 20 | 1055 | 20 | 70 | 33 | 103 | 883 | 172 | 15 | M3 | 3,5 | 6 |
| 15 | 16 | 22 | 2 | 32 | 15 | 53 | 44 | 20 | 330 | 40 | 1090 | 40 | 80 | 38 | 126 | 886 | 204 | 25 | M3 | 3,5 | 6 |
| 42 | 16 | 22 | 2 | 60 | 42 | 80 | 56 | 20 | 422 | 40 | 1142 | 40 | 106 | 51.5 | 154 | 874 | 268 | 45 | M4 | 4,5 | 8 |

Order Information

MLM 9 – 275.103 Minimodul Size 9 – Length L2 = 275 mm. Stroke L2-X = 103 mm

| Type | Driving force | Stroke p. revolution | Loading capacities (according catalogue MINIRAIL) | | Moments | | | |
|------|---------------|----------------------|---|------|---------|--------|-------|-------|
| | | | Co N | C N | MoQ Nm | MoL Nm | MQ Nm | ML Nm |
| | max.N | mm | | | | | | |
| 9 | 50 | 81 | 2770 | 1690 | 12.9 | 10.2 | 7.9 | 6.2 |
| 15 | 100 | 120 | 5620 | 3680 | 42.7 | 28.1 | 27.9 | 18.4 |
| 42 | 100 | 204 | 8110 | 4750 | 171.2 | 56.8 | 100.3 | 33.3 |

Free downloads, easy and efficient

To make your design process easier, 2D- and 3D CAD drawings in all formats are available on the parts server from Cadenas. The required download location on the SCHNEEBERGER homepage is under the category PRODUCTS MINIMODULE.

www.schneeberger.com